

User's Manual

m7

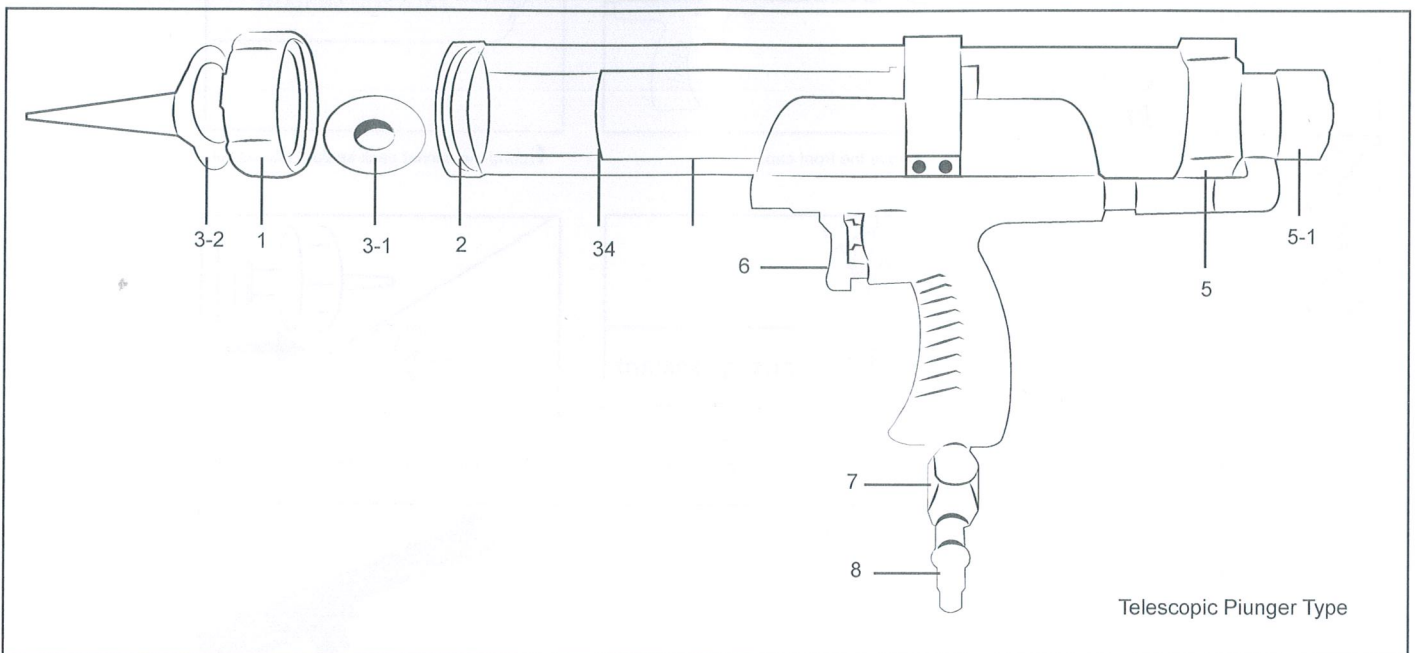
AIR CAULKING GUN



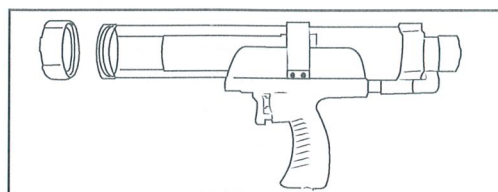
- ⚠ Please read instructions before using the tool.
- ⚠ Please keep instructions for future reference

How to operate For cartridge sealant /glue

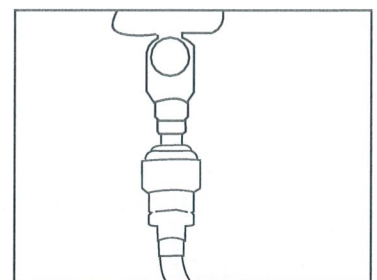
SK-11 31



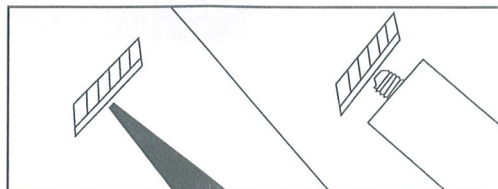
1. Front cap
2. Barrel (Black P.C.)
3. Connector for push disk
 - 3-1 push disk
 - 3-2 nozzle
4. Telescopic plunger
5. Back cap
 - 5-1 Safety pressure release valve
6. Trigger
7. Regulator
8. Air hose connector



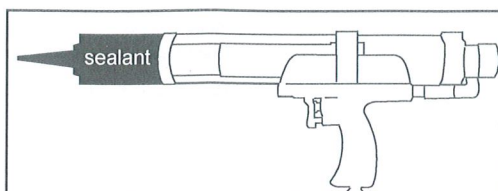
a. Remove the front cap.



e. Use the air hose connector to connect the compressed air. Set the regulator in Maximum air flow position.



b. Cut off cartridge and nozzle tips at desired diameter.

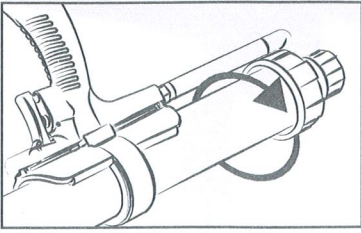


c. Load the silicone cartridge into barrel.

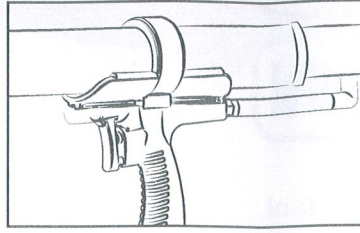


f. Pull the trigger for operation.

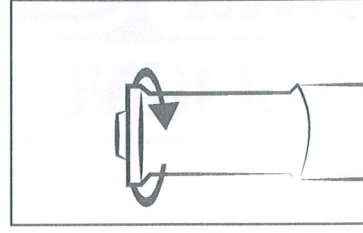
How to operate For sachet (sausage) pack sealant / glue




a. Remove the back cap from barrel.



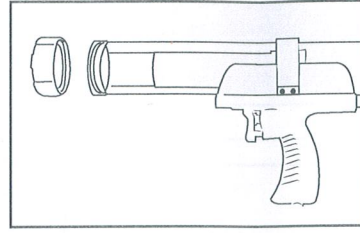
b. Take out the telescopic plunger.




c. Mount the plastic push disc on telescopic plunger. (Please put on gloves, pay attention to the sharp edge of push disc.)



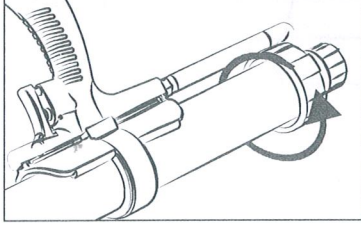
d. Reset the telescopic plunger into barrel (Have the plunger disc in the position) Reset the back cap onto barrel.




e. Remove the front cap.



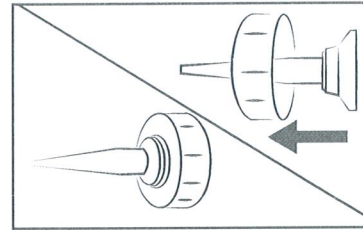
f. Load the sachet pack sealant into barrel.



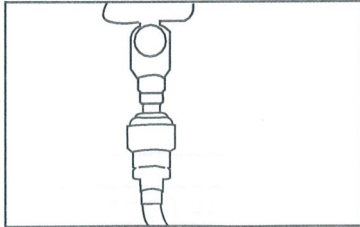
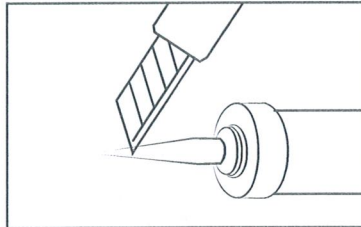
i. Reset and tighten the front cap with nozzle onto barrel. Cut off nozzle tip at desired diameter



g. Cut off tip of the sachet (sausage).



h. Attach the tube nozzle to front cap. (clicked in)



j. Use the air hose connector to connect the compressed air. Set the regulator in Maximum air flow position.



k. Pull the trigger for operation

Specifications

1. Force / Pressure generated : 90 kg
2. Air supply : 6.3Bar / 90PSI
3. Air consumption : 4.0 CFM (113L/ min)
4. Noise : 70 dBA
5. Capacity :
SK-1131 600ml. Cartridge and Sachet pack sealants, convertible.
6. Net weight:
Items with aluminium barrel
SK-1131 1.21 Kg
7. Dimension of individual box:
SK-1131 620(L)x250(W)x75(H) mm.

Safety Instructions

- + Do not point this tool at human being or animal.
- + Please wear safety goggles (eye protection) when operating.
- + Please follow the instruction of material supplier to wear appropriate face mask, gloves, etc.
- + Please check the air pressure is suitable for the dispensing material.
- + Please do not connect the compressed air before you are ready to work.
- + Please pay special attention to the cured sealant (or other material) clean it out before further dispensing.
- + Please keep this tool out of the reach of children.