

EuroVision WINDOWS

Specification

H/W: Height / Width; UNIT: mm



TYPE EV-H-W	CUT HOLE / mm (H+3) - (W+3)	WEIGHT kg
EV-300-500	303 - 503	4.5
EV-300-700	303 - 703	5.2
EV-450-500	453 - 503	5.3
EV-450-610	453 - 613	6.1
EV-450-900	453 - 903	8.1
EV-450-1100	453 - 1103	9.6
EV-500-450	503 - 453	5.2
EV-500-900	503 - 903	8.5
EV-500-1200	503 - 1203	10.8
EV-550-700	553 - 703	7.5
EV-550-900	553 - 903	9.0
EV-550-1100	553 - 1103	10.6
EV-550-1450	553 - 1453	13.3
EV-800-1000	803 - 1003	12.1
EV-800-1200	803 - 1203	14.0
EV-1000-800	1003 - 803	14.0



The new EuroVision Window range offers the option of a top quality European styled window to caravan and RV buyers in Australia.

Suitable for fitment to either caravans or motorhomes. The screwless clamp style design provides a simple and secure fixing method. Combined with the easy fit internal blind ensemble and optional curtain tracking a quality finish to your RV is assured.

Window Frame - Internal & External

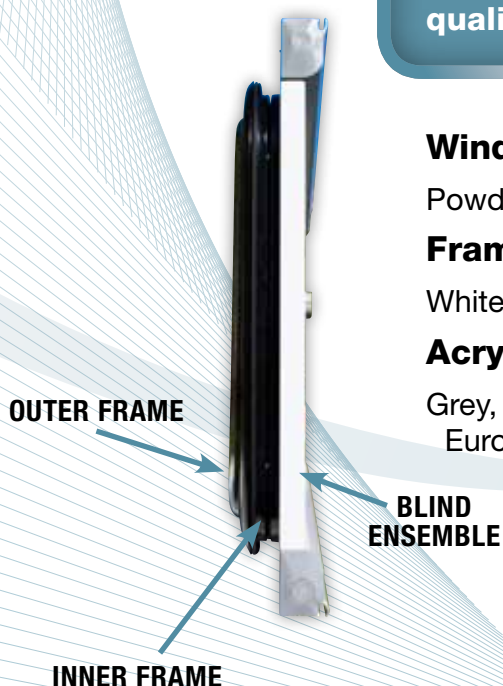
Powder coated high quality aluminium alloy.

Frame Colour

White, black, silver grey.

Acrylic

Grey, double glazed acrylic panel, UV resistant, certified to Europe ECE standards. Suitable for Motorhomes.



BLIND ENSEMBLE


White Powercoated Aluminium Frame with multipositional heat reflective blind and midge proof flyscreen.



MULTIPOSITIONAL
BLIND/FLYSCREEN




INTERNAL FRAME
HAS BRACKET FITTED
TO ACCEPT BLIND
ENSEMBLE



BLIND ENSEMBLE
HOOKS TO INTERNAL
FRAME AT THIS POINT.
EASY TO FIT.

REAR OF BLIND ENSEMBLE



BLIND ENSEMBLE WITH TOP
ROLLER COVER OPEN

BLIND FIXES
TO VAN WALL
HERE



BLIND ENSEMBLE WITH BOTTOM
ROLLER COVER OPEN

TOP & BOTTOM ROLLER COVERS HINGE
UP / DOWN ALLOWING EASY ACCESS
TO BLIND & FLYSCREEN ROLLERS

**BUILT-IN
CURTAIN
ASSEMBLY
TRACK**



Optional Curtain Assembly Kit - Blind Panel

Each window has a built-in track to accept the option of a customised curtain assembly kit including brackets, track and hooks.



**INSIDE
VIEW**



**OPTIONAL CURTAIN ASSEMBLY KIT FITTED.
THE CURTAIN TRACK EXTENDS 100mm PAST EACH END OF THE WINDOW
TO ALLOW MAX VISIBILITY WHEN CURTAINS ARE RETRACTED.**



CURTAINS RETRACTED



**WINDOW WITH OPTIONAL CURTAIN
ASSEMBLY KIT & CURTAINS INSTALLED**

Fitting Diagram

